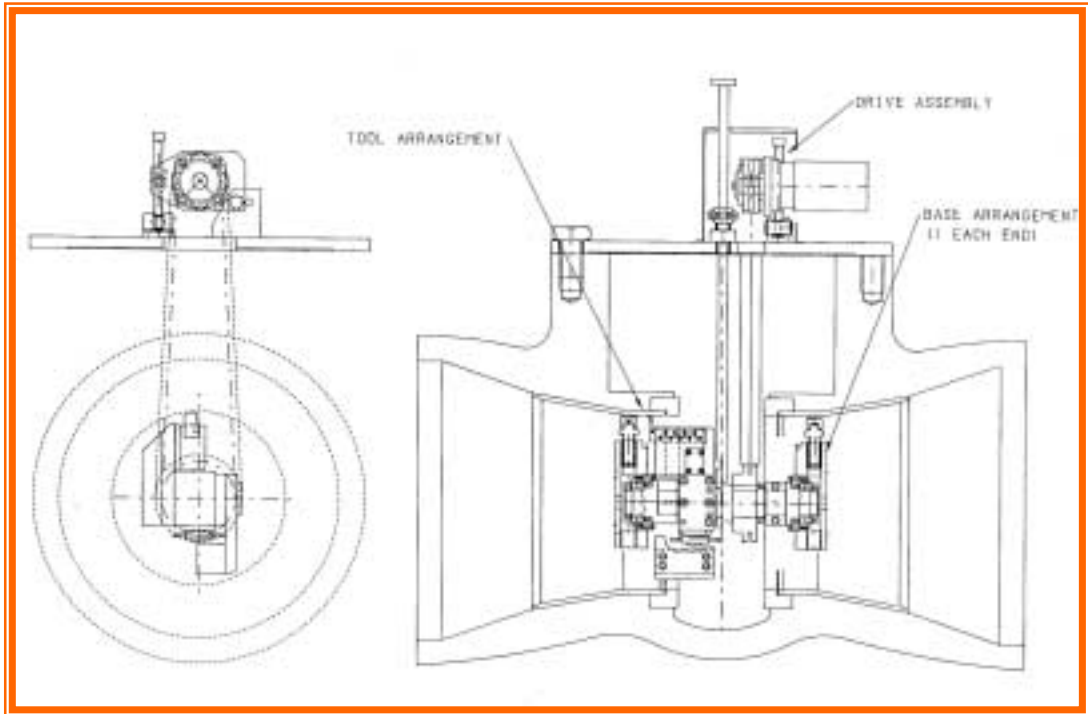





SILK - VALVE SEAT PARTING MACHINE



Typical thru-conduit gate valve orientation 10" - 24".
Also good for wedge gate valve seat angles.




Internal parting tool



Power - via chain drive

TECHNICAL DESCRIPTION

The first application for this specialty type machine was needed when a nuclear customer found several defects in their 10" thru-conduit gate valves. After routine inspection it was found that several of the valve seats would require changing. Due to the high cost associated with removing the valves for repair purposes, Silk was asked to produce a machine which would cut the seats out on site during the planned outage.



To achieve this application the machine needed to fit the following parameters:

- Be assembled inside the valve body, with the drive motor mounting at the top of the valve.
- * Be of simple, but strong modular design.
- * Have an integral power feed.
- * Have good access within a very tight space envelope.

The machine had to cut through the heat shield first before it severed through the valve seat weld.



Special tool holders were used to hold standard carbide inserts, which with a bit of development performed very well. (Without coolant)

Although this machine was produced for one particular size valve, this proven design can be used in similar valves of various sizes, including such types as the wedgegate design where the seats are welded in at an angle.

OTHER DETAILS

Drive Medium:	Hydraulic
Tooling:	Single point carbide tips with Tin coating
Feed Mechanism:	Radial - Via gear driven lead screw Axial - Manual or Automatic (Via optional electric motor) * All controls accessible from top of valve
Material cut	Chrome Molybdenum



Further information contact:



11932 Brittmoore Park Drive, Houston, TX 77041

Tel. 832-467-4040 Watts. 800-516-9626

Fax. 832-467-4240